
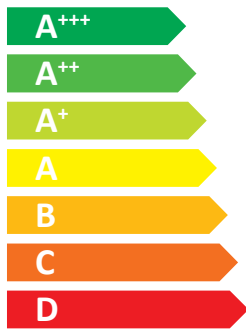


## NIBE F2120-16



55 °C

35 °C



**A+++**

**A+++**



dB



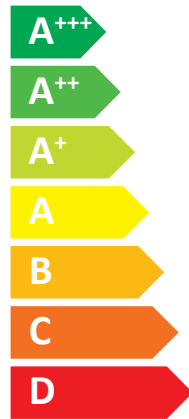

**55** dB

■ 14  
■ **12**  
■ 13  
kW

■ 13  
■ **11**  
■ 13  
kW




## NIBE F2120-16 + VVM500



**A+++**



**XXL**



**A**



**35 dB**



**55 dB**



- 14 kW
- 12 kW
- 13 kW

## NIBE F2120-16 + VVM500

Energy label for the main unit: Heating icon, A+++ efficiency, radiator icon, A efficiency, tap icon, and XXL label.

Energy label for the radiator: radiator icon, color scale from A+++ to G, and A+++ efficiency label.


+   
 +   
 +   
 +

Energy label for the tap: tap icon, XXL label, color scale from A+++ to G, and A efficiency label.

Model:	<b>NIBE F2120-16 + VVM500</b>		
Temperature application	<b>35</b>	<b>55</b>	°C
Declared load profile for water heating	<b>XXL</b>		
Seasonal space heating energy efficiency class, average climate:	<b>A+++</b>	<b>A+++</b>	
Water heating energy efficiency class, average climate:	<b>A</b>		
Rated heat output, average climate:	11	12,3	kW
Annual energy consumption for space heating, average climate	4502	6524	kWh
Annual electricity consumption for water heating, average climate	2096		kWh
Seasonal space heating energy efficiency, average climate:	199	153	%
Water heating energy efficiency, average climate:	103		%
Sound power level LWA indoors	35		dB
Rated heat output, cold climate:	13,0	14,0	kW
Rated heat output, warm climate:	13,0	13,0	kW
Annual energy consumption for space heating, cold climate	7543	9765	kWh
Annual electricity consumption for water heating, cold climate	2284		kWh
Annual energy consumption for space heating, warm climate	3153	3867	kWh
Annual electricity consumption for water heating, warm climate	1873		kWh
Seasonal space heating energy efficiency, cold climate:	167	138	%
Water heating energy efficiency, cold climate:	94		%
Seasonal space heating energy efficiency, warm climate:	217	177	%
Water heating energy efficiency, warm climate:	115		%
Sound power level LWA outdoors	55		dB

### Data for package fiche

Controller class	VI		
Controller contribution to efficiency	4,0		%
Seasonal space heating energy efficiency of package, average climate:	203	157	%
Seasonal space heating energy efficiency class for package, average climate:	<b>A+++</b>	<b>A+++</b>	%
Seasonal space heating energy efficiency of package, cold climate:	171	142	%
Seasonal space heating energy efficiency of package, warm climate:	221	181	%

<b>Model(s):</b>		<b>NIBE F2120-16 + VVM500</b>										
Type of heat source/sink:		Air-to-water										
Low-temperature heat pump:		No										
Equipped with supplementary heater:		Yes										
Heat pump combination heater:		Yes										
Climate condition:		Average										
Temperature application:		Medium temperature (55 °C)										
Applied standards: EN14825 and EN16147												
<b>Rated heat output</b>		Prated	12,3	kW	<b>Seasonal space heating energy efficiency</b>		$\eta_s$	153	%			
<i>Declared capacity for part load at outdoor temperature Tj</i>				<i>Declared coefficient of performance for part load at outdoor temperature Tj</i>								
Tj = -7 °C	Pdh	10,9	kW	Tj = -7 °C	COPd	2,48	-					
Tj = +2 °C	Pdh	6,7	kW	Tj = +2 °C	COPd	3,96	-					
Tj = +7 °C	Pdh	5,9	kW	Tj = +7 °C	COPd	4,67	-					
Tj = +12 °C	Pdh	6,0	kW	Tj = +12 °C	COPd	5,67	-					
Tj = biv	Pdh	10,9	kW	Tj = biv	COPd	2,48	-					
Tj = TOL	Pdh	11,6	kW	Tj = TOL	COPd	2,40	-					
Tj = -15 °C (if TOL < -20 °C)	Pdh		kW	Tj = -15 °C (if TOL < -20 °C)	COPd		-					
Bivalent temperature				T <sub>biv</sub>	-7	°C	Operation limit temperature			TOL	-10	°C
Cycling interval capacity for heating				P <sub>cyc</sub>		kW	Cycling interval efficiency			COP <sub>cyc</sub>		-
Degradation co-efficient				C <sub>dh</sub>	0,99	-	Heating water operating limit			WTOL	65	°C
<i>Power consumption in modes other than active mode</i>				<i>Supplementary heater</i>								
Off mode		P <sub>OFF</sub>	0,025	kW	Rated heat output		P <sub>sup</sub>	0,7	kW			
Thermostat-off mode		P <sub>TO</sub>	0,007	kW								
Standby mode		P <sub>SB</sub>	0,025	kW	Type of energy input		Electric					
Crankcase heater mode		P <sub>CK</sub>	0,037	kW								
<i>Other items</i>												
Capacity control		variable		Rated air flow rate, outdoors			4150	m <sup>3</sup> /h				
Sound power level, indoors/outdoors		L <sub>WA</sub>	35/55	dB	Rated water flow rate, indoor heat exchanger			variable	m <sup>3</sup> /h			
Annual energy consumption		Q <sub>HE</sub>	6524	kWh	Rated brine or water flow rate, outdoor heat exchanger				m <sup>3</sup> /h			
<i>For heat pump combination heater:</i>												
<b>Declared load profile</b>		<b>XXL</b>		<b>Water heating energy efficiency</b>		$\eta_{wh}$	103	%				
Daily electricity consumption		Q <sub>elec</sub>	9,54	kWh	Daily fuel consumption		Q <sub>fuel</sub>		kWh			
Annual electricity consumption		AEC	2096	kWh	Annual fuel consumption		AFC		GJ			

**Postadress:**

TRÄDGÅRDSTEKNIK AB  
Helsingborgsvägen 578, Varalöv  
262 96 ÄNGELHOLM

Telefon : 0431-222 90  
Bg.nr : 5743-7980  
Org.nr : 556409-6120

**URL:**

[www.tradgardsteknik.se](http://www.tradgardsteknik.se)  
E-postadress:  
[info@tradgardsteknik.se](mailto:info@tradgardsteknik.se)